



TOMSK REGION

ABOUT THE REGION

AREA OF TOMSK REGION

314,400 km²

MOSCOW
(GMT +3)



TOMSK (GMT +7)
NOVOSIBIRSK

VLADIVOSTOK
(GMT +10)

AVERAGE TEMPERATURE



July

+24°C



January

-16°C

POPULATION

TOMSK REGION

1,068,304 residents

as of January 1, 2022



72% are urban dwellers

Average age is **38 years**

CITY OF TOMSK

591,528 residents



Every **tenth** resident is a student

FOUNDED IN

1604





Unique environment
with rich history

Highly qualified
professionals



Research
and technology



WHY TOMSK REGION?



Natural
resources

Great track record
of working with investors



Investment
infrastructure





AVAILABLE OPPORTUNITIES

Contract
manufacturing

Research
and development

Some of Russia's
leading universities

OUR PRIORITIES

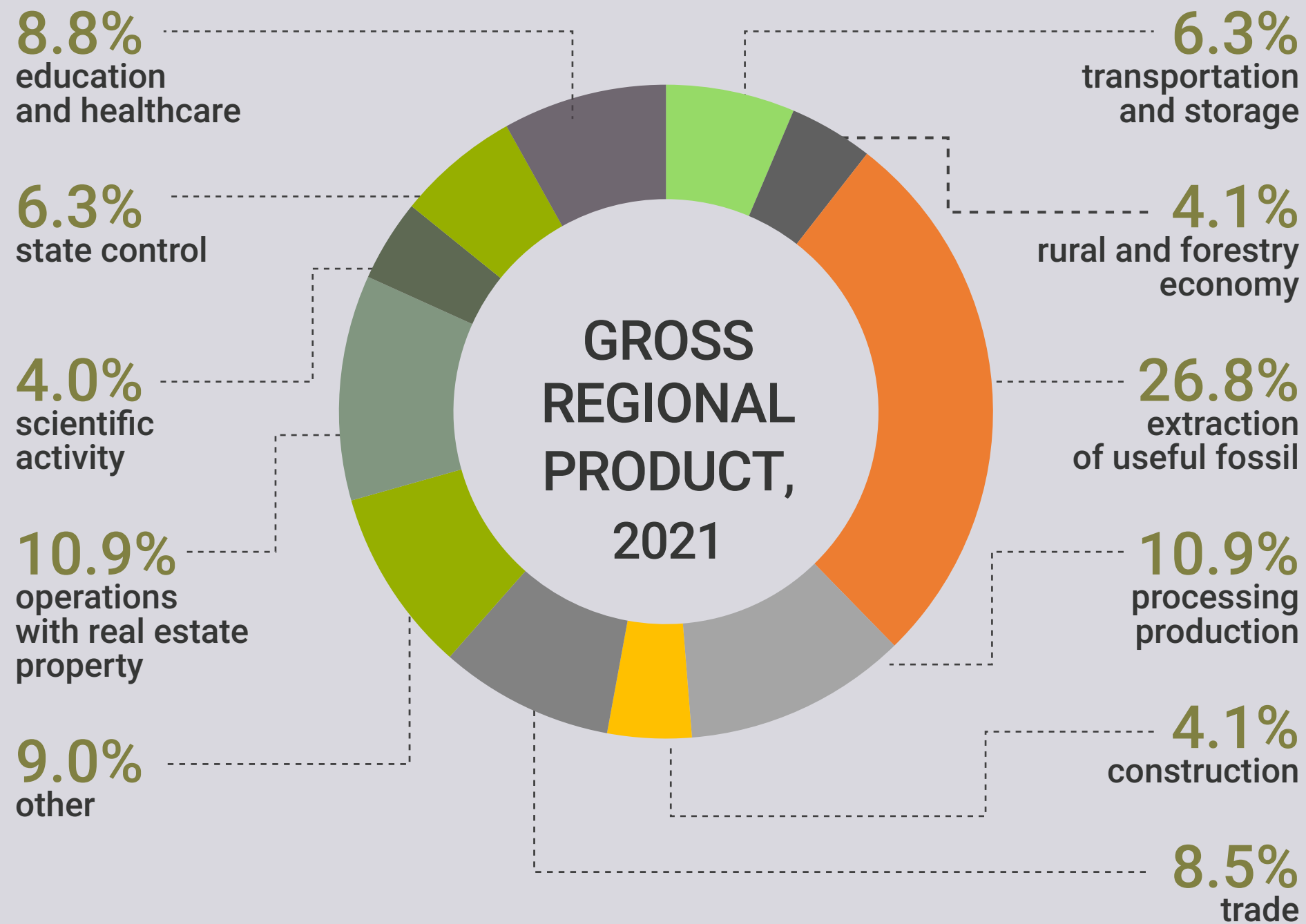


R&D centers

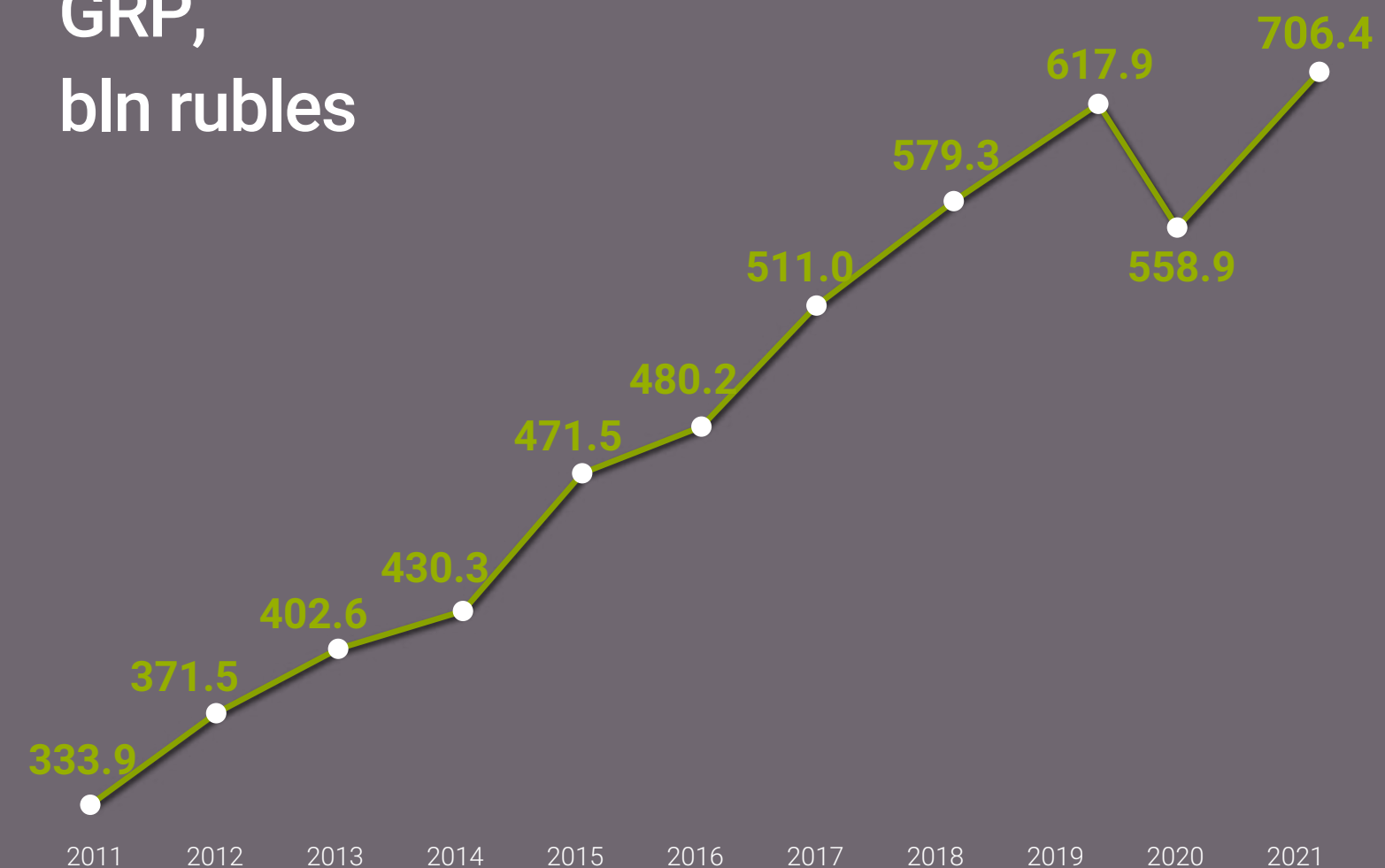
Staff training centers

High-margin manufacturing

MACROECONOMICS



GRP,
bln rubles



FORECAST IN 2021: GRP OF
660.6 bln rubles

GRP PER CAPITA IN 2019 **577.6** THOUSAND RUBLES

**RANKING 4th IN SIBERIAN FEDERAL DISTRICT
AND 30th IN RUSSIA**

FOREIGN TRADE IN 2022

Timber, pulp
and paper products

52.5%



Fuel and energy
products

18.1%



Food products
and agricultural
raw materials

15.5%



Machines,
equipment, and means
of transportation

7.6%



Chemical industry
products, rubber

4.3%



Textile materials
and goods, shoes

0.8%



Metals and products
of them

0.4%



Other groups
of goods

0.9%



55.9%



Food products
and agricultural
raw materials

19.8%



Chemical industry
products, rubber

16.4%



Machines,
equipment, and means
of transportation

2.5%



Metals and products
of them

1.4%



Textile materials
and goods, shoes

0.8%



Fuel and energy
products

0.5%

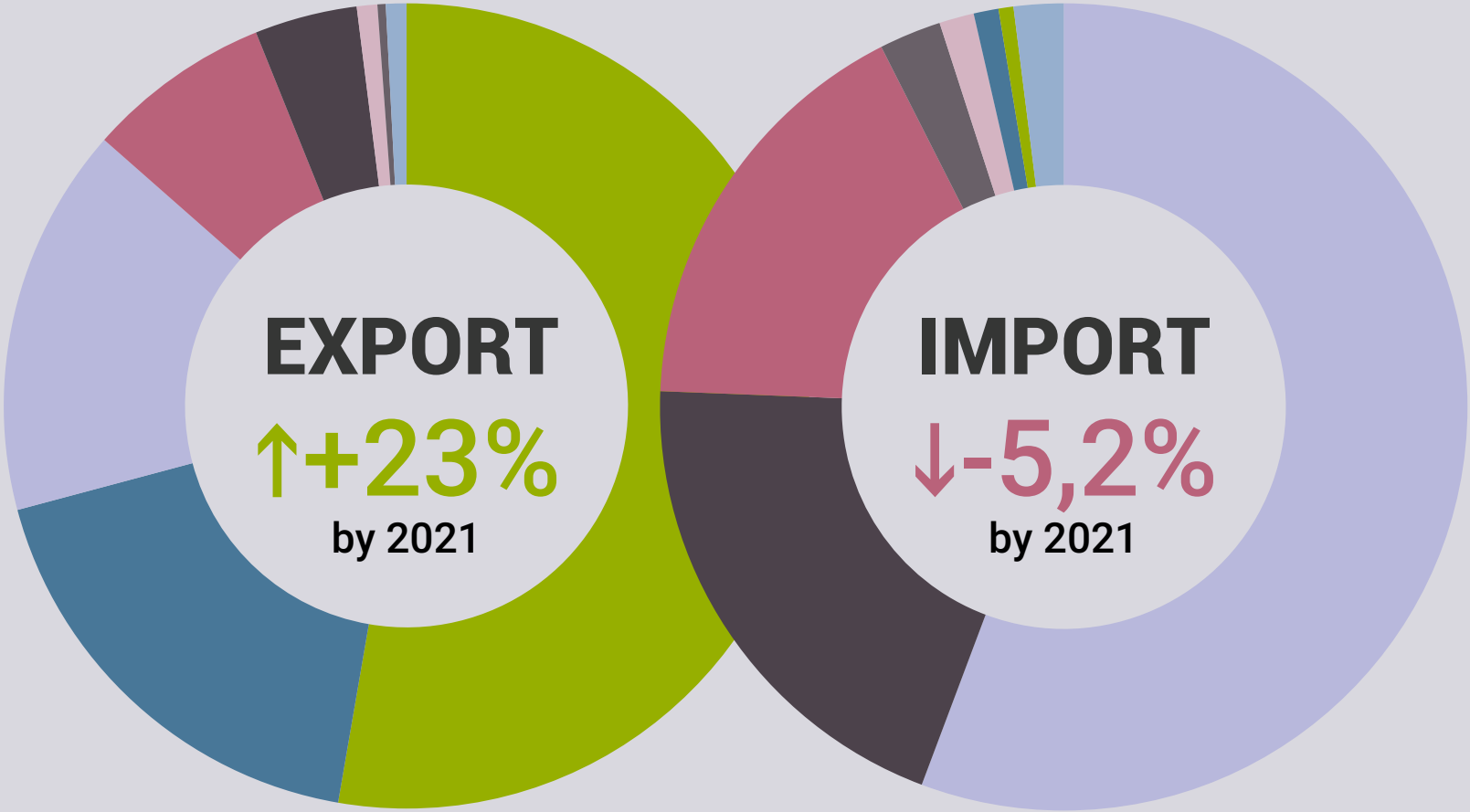


Timber, pulp
and paper products

2.1%



Other groups
of goods



TRADE RELATIONS WITH OVER **90** COUNTRIES

SCIENCE AND EDUCATION



Tomsk ranks **3th**
in the NATIONAL RATING
OF SCIENTIFIC
AND TECHNOLOGICAL
DEVELOPMENT OF REGIONS

>62 000
students from **88 different
countries** and **81 Russian regions**

18%
are international students



RESEARCH INSTITUTES OF THE SIBERIAN
BRANCH OF THE RUSSIAN ACADEMY OF SCIENCES

9 research institutes



TOMSK RESEARCH MEDICAL
CENTER OF THE RUSSIAN
ACADEMY OF SCIENCES

is the largest of its kind in the country

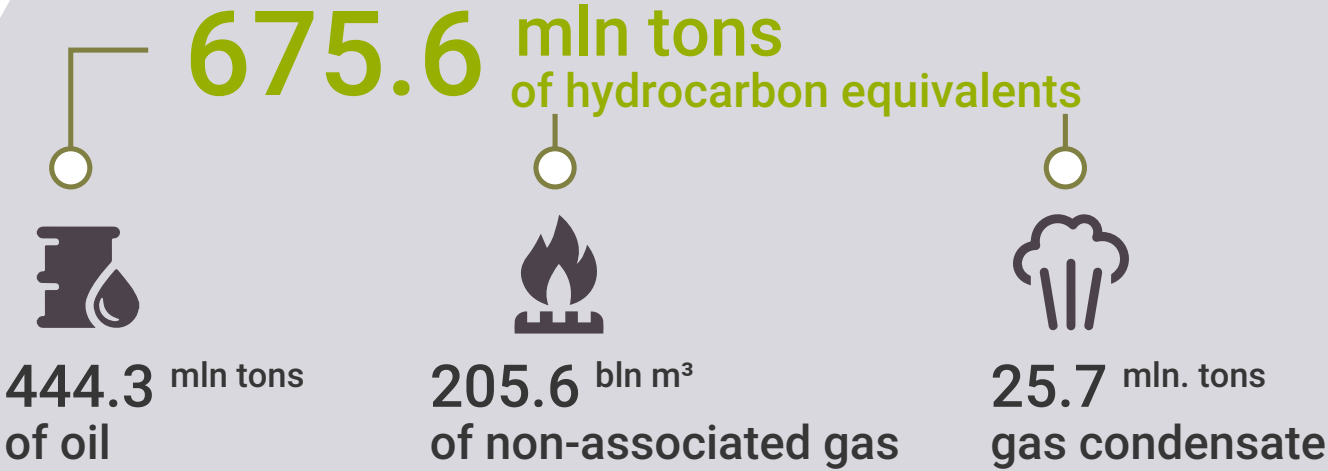
NATURAL RESOURCES

PRODUCTION OF HYDROCARBONS, 2022

6.9
mln tons a year
of oil (including
gas condensate)

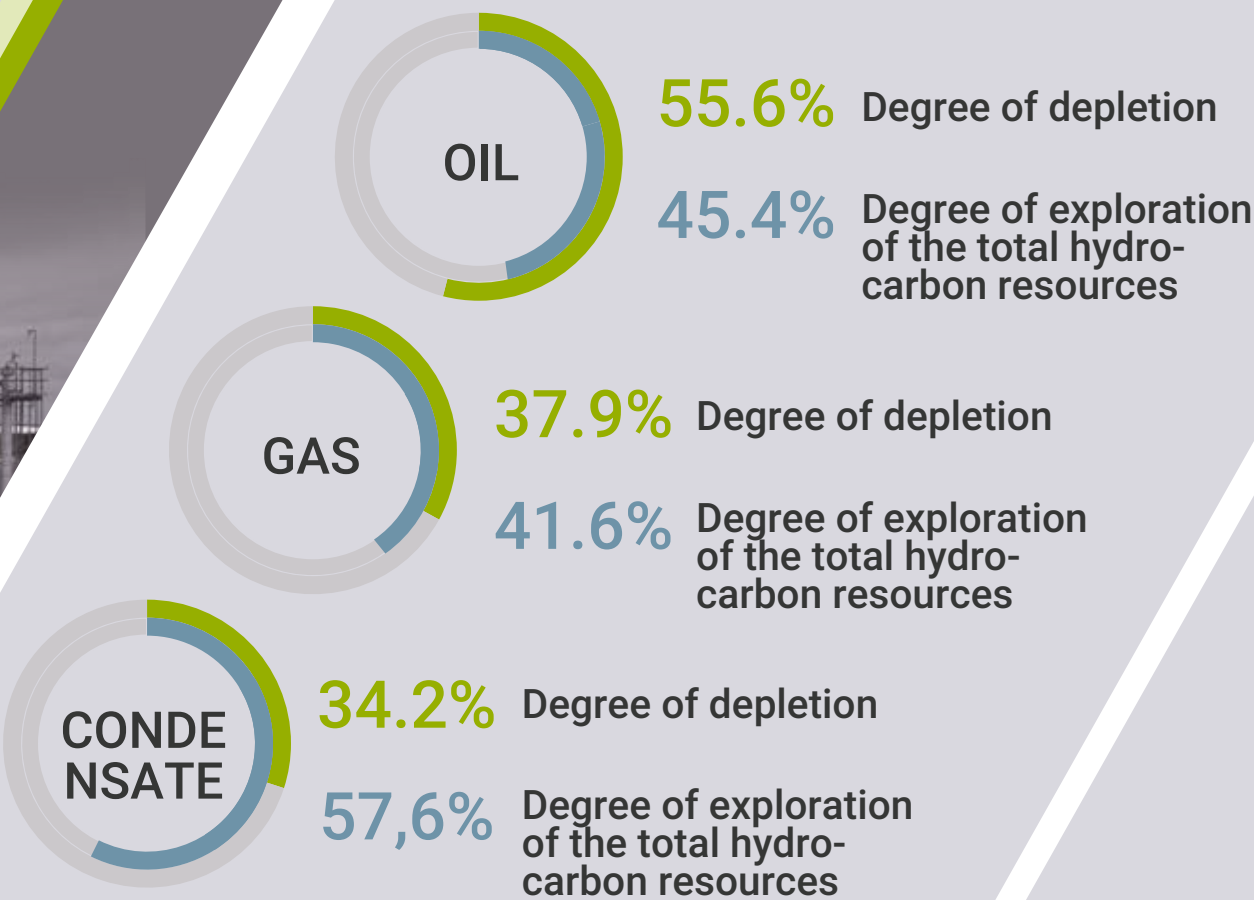
5.7
bln m³ a year
of gas (natural and
associated petroleum gas)

CURRENT RECOVERABLE RESERVES



INITIAL TOTAL RESOURCES

2,354.3 mln tons
of hydrocarbon equivalents



THE PALEOZOIC PROJECT

IS AIMED AT BRINGING INTO PRODUCTION NEW CATEGORIES OF RESERVES THAT CAN REPLACE EASY-TO-REACH OIL, USING HARD-TO-RECOVER RESERVES (PRE-JURASSIC COMPLEX)



RENEWABLE NATURAL RESOURCES

28.7 mln hectares

Total forest area (91.4% of the region)

>60%

Forest cover

POTENTIAL YIELD
40.6 mln m³

30,500 tons OF POTENTIAL HARVEST



Mushrooms



Berries



Pine nuts

6,000 tons OF POTENTIAL FISHING RESERVES



- 501.2 thousand ha fishing basins
- 3,767 tons capture of aquatic bioresources
- 4,015 tons processing of fish products
- 81.2 tons grown harvestable fish

INDUSTRY SECTORS



Oil and gas extraction,
petroleum chemistry



Mining



Nuclear industry



Machine-building
complex



Forestry



Electrical power
engineering



Food industry



Pharmaceutical
industry



Metallurgy

PROCESSING INDUSTRIES



14.8%

Chemical
production



23.4%

Machine-building
and metal processing



15.9%

Other types of production,
including metallurgy



21.0%



Manufacturing of food
and beverages

9.5%



Wood processing and
manufacturing of wood products

15.4%



Manufacturing
of oil products

* Data for 2022

MACHINE-BUILDING



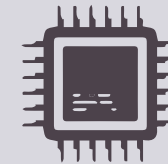
TYPES OF PRODUCTS



Devices and equipment for industrial process automation



Equipment for the oil and gas complex



Semiconductor devices and appliances



Metal-cutting tools



Electric motors of various modifications



Communications hardware



Electric motors of different types



Mining equipment



Medical equipment



Cables and wires

KEY MACHINE-BUILDING ENTERPRISES



РЕСЕАРЧ ИНСТИТУТ
ОФ СЕМИОНДУТОР ДЕВИСЕЗ



ТОМСК ПЛАНТ
ОФ ЕЛЕКТРИК ДРИВЕЗ



ПОЛЮС РЕСЕАРЧ
АНД ПРОДУШОН СЕНТЕР



ТОМСК ВАХРУШЕВ
ЕЛЕКТРОМЕХАНИКАЛ ПЛАНТ




ТОМСКИЙ ИНСТРУМЕНТ
РЕСЕАРЧ АНД ПРОДУШОН КОМПАНИ



ТОМСККАБЕЛЬ (ТОМСК КАБЛЕ ФАКТРИ)



МИКРАН
РЕСЕАРЧ АНД ПРОДУШОН КОМПАНИ



МАНОТОМ ФАКТРИ



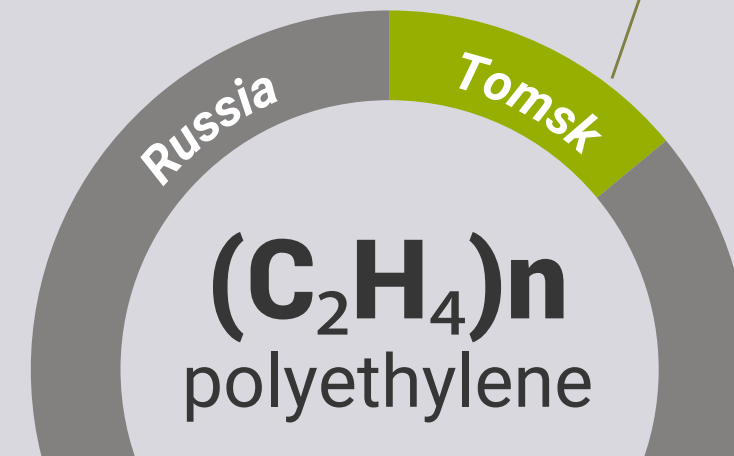
СИБКАБЕЛЬ
СИБИРИАН КАБЛЕ ФАКТРИ



ТОМСК ЕЛЕКТРОНИК КОМПАНИ

PETROLEUM CHEMISTRY

7.8%



TOMSKNEFTEKHIM

SIBUR's Tomsk-based facility, is one of Russia's largest polymer producers and manufactures over 8% of Russian polyethylene

NIOST

is the largest corporate R&D center of SIBUR

BIAXPLEN-T

is the only BOPP film manufacturer in the Asian part of Russia

MAJOR ENTERPRISES



ООО "GAZPROM METHANOL"

SIBUR



NUCLEAR INDUSTRY



Siberian Chemical Combine is one of the largest nuclear fuel cycle enterprises in Russia and the world



Project PRORYV (Breakthrough) - construction of a unique pilot demonstration energy complex with a fast neutron reactor BREST-OD-300 and on-site closed nuclear fuel cycle

There is an infrastructure for large-scale
NON-NUCLEAR PROJECTS

The region offers the full range of competences required for the development of
NUCLEAR MEDICINE

TOURISM

MAIN TOURIST DESTINATIONS



- rural life
- farmsteads



- oldest city in Siberia
- wooden architecture



- wilderness
- Vasyugan swamp ecological trails



- moose and bear hunting
- Siberian fishing



- water travel



- oldest city in Siberia
- wooden architecture



- health tourism



- folk festivals
- sports events
- festivals
- forums

FORESTRY

2022

In 2020, Tomsk Region manufactured

25.6 bln RUB

67.0% ■
Sawn wood
products

23.2% ■
Chipboards

5.6% ■
Fiberboards


■ 0.8%
Veneer

■ 1.5%
Unprocessed
timber

■ 1.9%
Other


EXPORT COMMODITY STRUCTURE

 **ТОМЛЕСДРЕВ**
TOMLESDREV

 **АСИНО ТИМБЕР
PROCESSING
PARK**

 **ЛАТАТ**
LATAT MDF FACTORY

 **СИБИРЬ ЛЕС**

 **ЗАКРЫТОЕ АКЦИОНЕРНОЕ ОБЩЕСТВО
ЛЕС ЭКСПОРТ**

worth of products and exported

276.3 mln USD

Chipboard



699.9 ths m³

Lumber



883.7 ths m³

MDF board



475.6 ths m³

Veneer



60.3 ths m³

OSB



10.6 ths m³

AGRICULTURE

PRIORITIES



organic
farming

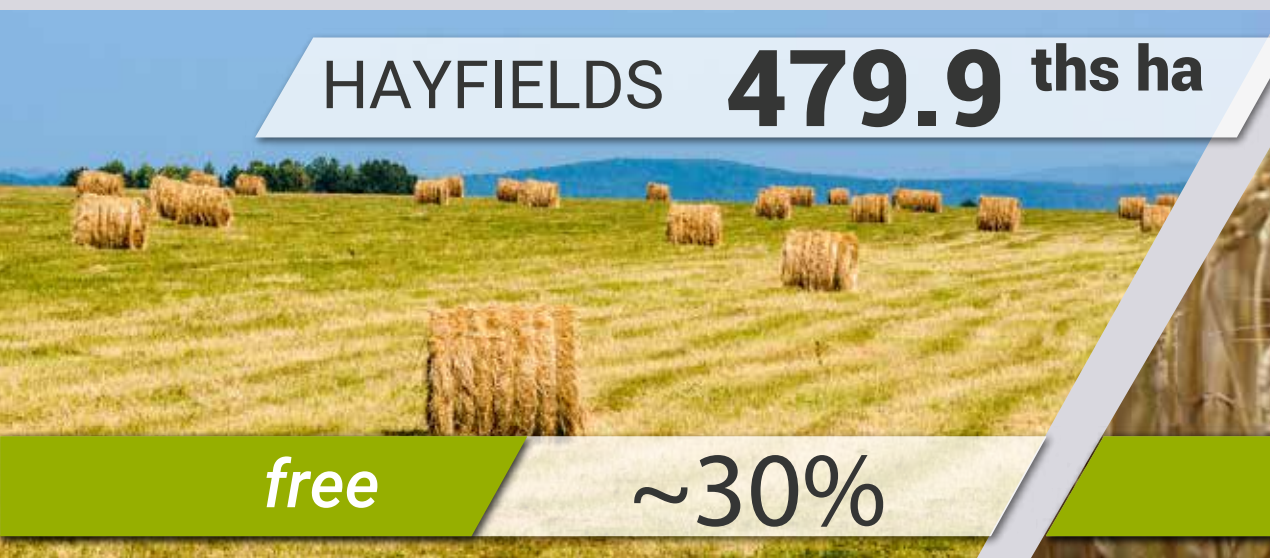


dairy and meat
cattle farming

4.1 bln rubles
OF INVESTMENT IN AGRICULTURE

1,236 ths ha
TOTAL FARMLAND

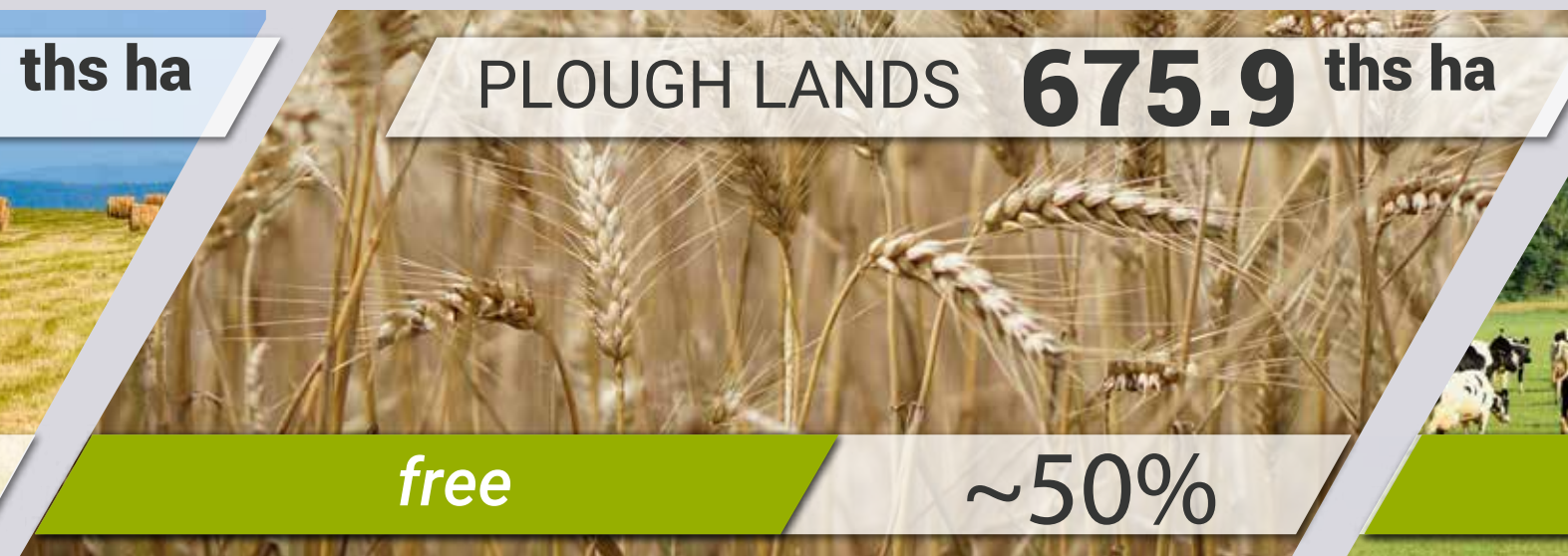
HAYFIELDS **479.9** ths ha



free

~30%

PLOUGH LANDS **675.9** ths ha



free

~50%

PASTURES **204.4** ths ha



free

~25%

COGNITIVE AGRO PILOT

Autonomous driving system for agricultural machinery

Works in difficult climatic conditions, at any light level,
on fields with complex geometry



FOOD AND BEVERAGE INDUSTRY

Companies processing the wild crops introduced **around 50 new products** to the market in 2021

PRODUCTION OF FOOD AND BEVERAGES

41.2%
processing and canning of meat and meat products

23.1%
other types of production

19.2%
beverages

8.6%
dairy products

7.9%
baked, flour-based, and confectionery products



LEADING FOOD INDUSTRY ENTERPRISES



SIBIRSKOE
MOLOKO



TOMSKOE MOLOKO



LAMA



TOMSKOE PIVO



SIBAGRO



Межениновская
птицефабрика

MEZHENINOVSKAYA
POULTRY FARM



TOMSKIE MELNITSY



SIBIR



KAKHETI



CONTINENT
SERVICE

WILD CROPS AND ECO-FRIENDLY PRODUCTS

LEADING COMPANIES PROCESSING WILD CROPS AND MANUFACTURING
WILD CROP-BASED PRODUCTS



SAVA



BIOLIT



ARTLIFE



SIBIRSKY KEDR
ECO-FACTORY



PRICE-T



BELOVODYE



SIBIRECO



BOGASHEVSKAYA
FOOD COMPANY

TOMSK COMPANIES HARVESTED **9.4 ths tons** OF WILD CROPS IN 2021



Berries

2,166
tons



Conifer
branches

1,163
tons



Nuts

4,230
tons



Mushrooms

803
tons



Chaga
(Inonotus
obliquus)

131
tons



Fireweed
(Ivan Chai)

185
tons



Pinecones

25
tons



Medicinal
plants

675
tons


Potential wild
crop harvest is

30.5
ths tons

Tomsk Region exports
these products to

27
countries

INVESTMENT PRIORITIES



GOVERNMENT SUPPORT

FINANCIAL

subsidized expenses

tax benefits

land lots for rent
without bidding

NON-FINANCIAL

information

consultations

one-stop shop
administrative
support



INVESTMENT INFRASTRUCTURE



TOMSK SPECIAL ECONOMIC ZONE OF TECHNICAL INNOVATION TYPE



TOMSK INDUSTRIAL PARK



SEVERSK TERRITORY OF ADVANCED DEVELOPMENT

INVESTMENT SITES

Special Economic Zone (SEZ)

0%

customs
duties

0%

property
tax

0%

transportation
tax

0%

land
tax

5%

tax under the
Simplified Tax System
(revenue minus expenses)

2%

for land lots

7-14%

profit tax

7,6%

social security charges
for IT companies

Complex of office and laboratory facilities

Land lots with ready-to-use infrastructure

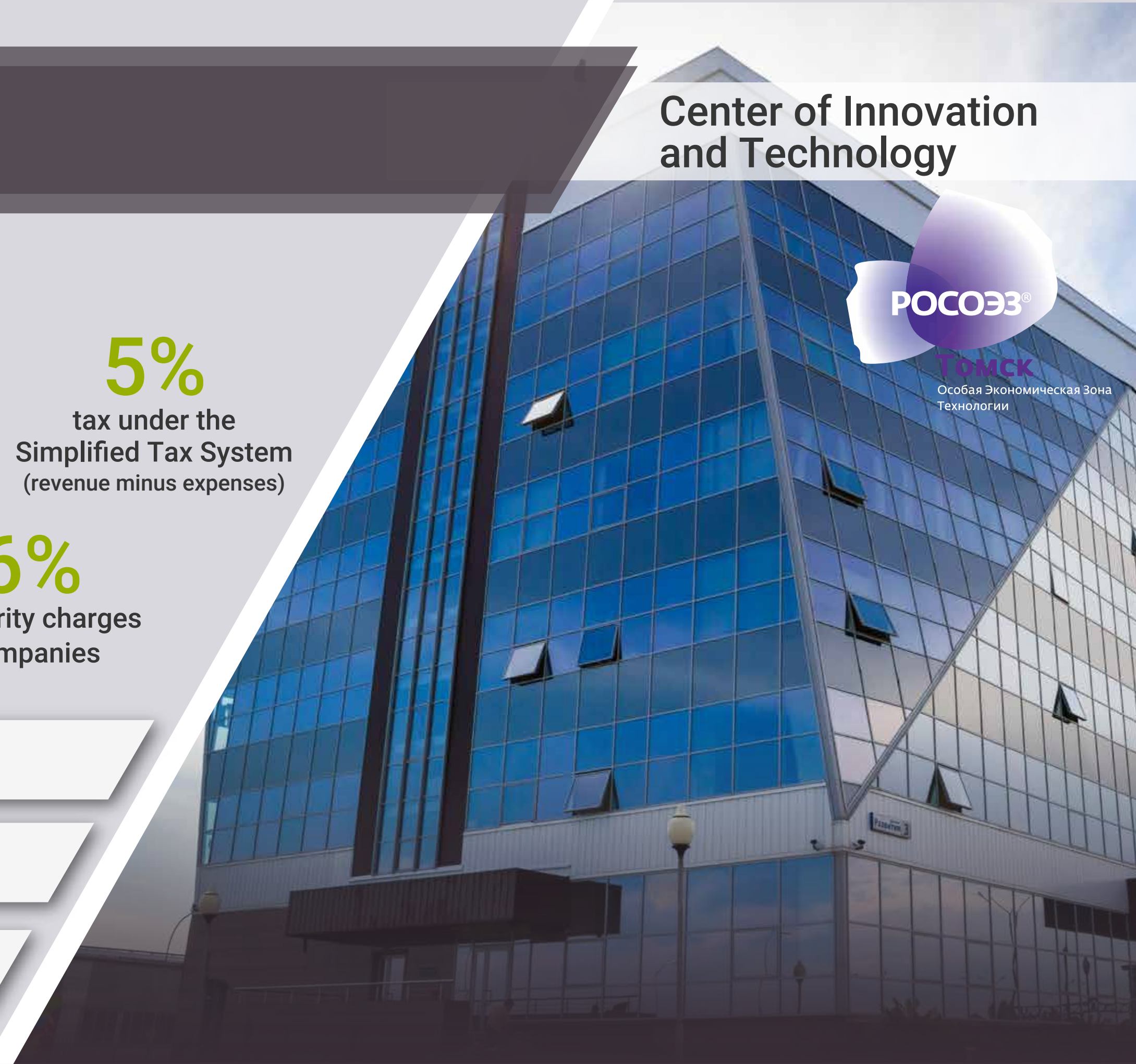
Total area about 276 hectares

Center of Innovation
and Technology

РОСОЭЗ®

ТОМСК

Особая Экономическая Зона
Технологии



INVESTMENT SITES

TOMSK Industrial Park

137.9 ha

ADVANTAGES

Managing company

Ready-to-use engineering infrastructure

Low rent

Convenient logistics

Simplified procedure to apply for government support

SEVERNAYA (NORTHERN) SITE

115.6 ha



metal processing



machine-building



chemical industry



manufacturing of construction materials



I-III hazard class production

BEREZOVAYA SITE

22.3 ha



manufacturing of food products



consumer goods









IV-V hazard class production

INVESTMENT SITES

SEVERSK Territory of Advanced Development

13 LAND LOTS 686 ha IN TOTAL

7.6% social security charges
(instead of 30%)
0–10% profit tax
(instead of 20%)
0–1.1% property tax
(instead of 2.2%)

-  Machine-building and instrumentation
-  Food industry
-  Chemical engineering
-  Construction materials
-  IT
-  Medical and pharmaceutical products

Advantages

- Fast-track processing of construction documentation
- Management company
- Low lease rates for land and premises
- The right to simplified (expedited) VAT compensation



CONTACT DETAILS

**DEPARTMENT FOR INTERNATIONAL
AND REGIONAL RELATIONS ADMINISTRATION
OF TOMSK REGION**

TEL.: +7 (3822) 51-09-39

E-MAIL: VED@TOMSK.GOV.RU





**THANK YOU
FOR YOUR
ATTENTION!**